

Create an Instructor Account

14 steps | 2 minutes

1. Go to <https://edethicscases.stanford.edu/>



2. Click "SIGN UP NOW" on Google Chrome



3. Fill in fields

Educational Ethics Online Case Administration System

Create an Instructor Account

Username: * Password: * Confirm Password: * Email Address: *

cawowai220 ***** | |

Fill out the fields above and click **SEND VERIFICATION EMAIL** to verify your email address and continue the account creation process.

SEND VERIFICATION EMAIL

4. Click "SEND VERIFICATION EMAIL"

Educational Ethics Online Case Administration System

Create an Instructor Account

Username: * Password: * Confirm Password: * Email Address: *

cawowai220 ***** ***** cawowai220@fun4k.com

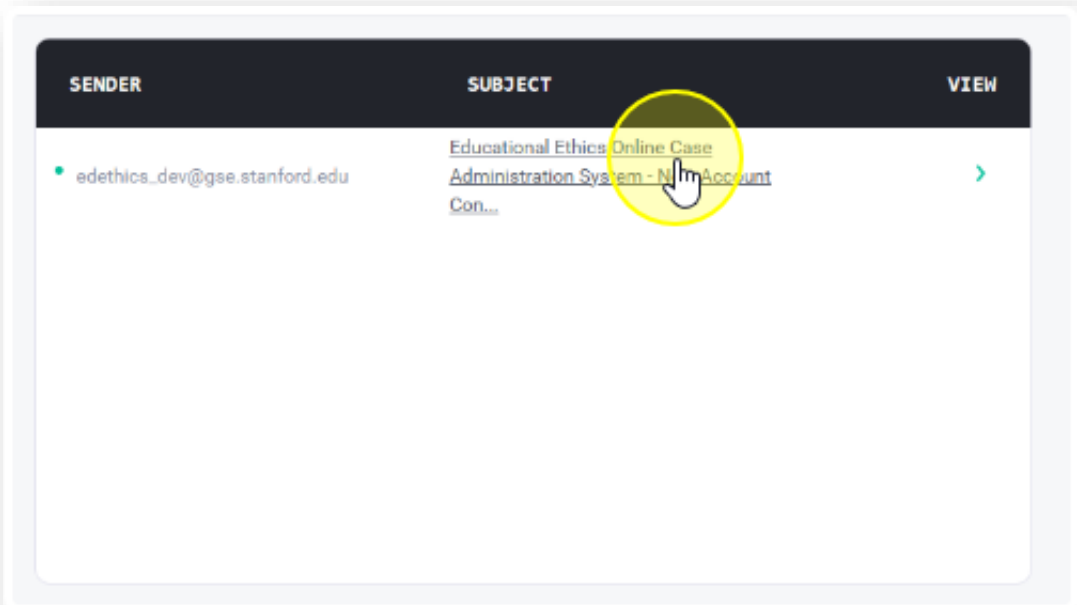
Fill out the fields above and click **SEND VERIFICATION EMAIL** to verify your email address and continue the account creation process.

SEND VERIFICATION EMAIL

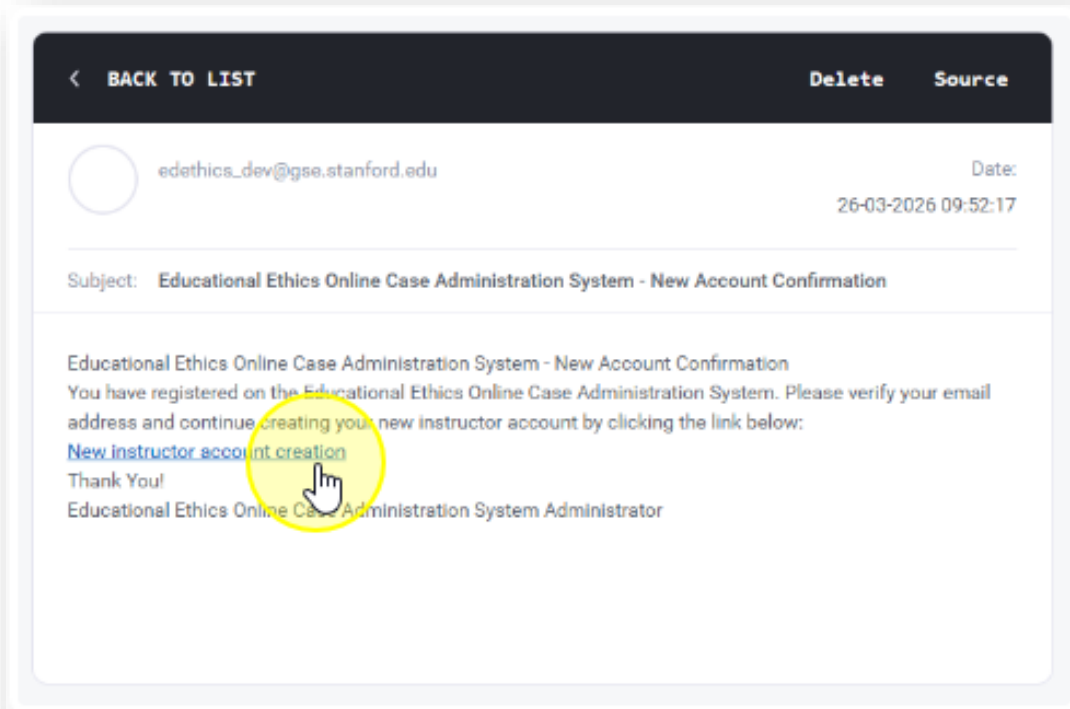
5. Open your email client



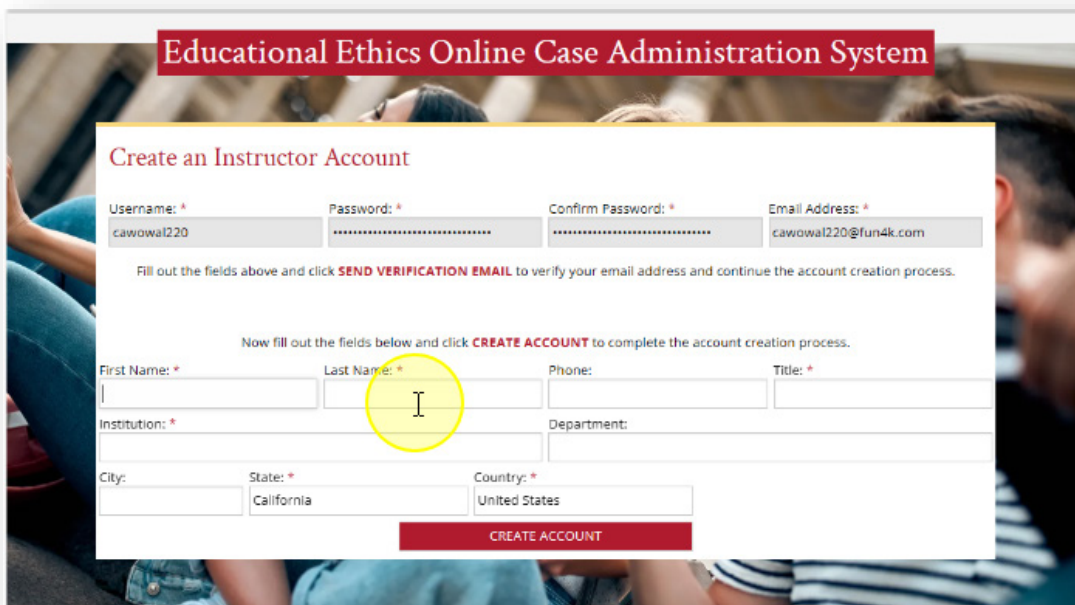
6. Click "Educational Ethics Online Case Administration System" email



7. Click "New instructor account creation"



8. Fill in fields



9. Click "CREATE ACCOUNT"

Educational Ethics Online Case Administration System

Create an Instructor Account

Username: * Password: * Confirm Password: * Email Address: *

cawowal220 United States cawowal220@fun4k.com

Fill out the fields above and click **SEND VERIFICATION EMAIL** to verify your email address and continue the account creation process.

Now fill out the fields below and click **CREATE ACCOUNT** to complete the account creation process.

First Name: * Last Name: * Phone: Title: *

Test Instructor Instructor

Institution: * Department:

Illumina Interactive

City: State: * Country: *

Boston Massachusetts United States

CREATE ACCOUNT

10. Fill in Username and Password

Educational Ethics Online Case Administration System

Log into your account

Username Password

cawowal220 |

LOGIN

Forgot password? [Click here.](#)

Forgot username? [Click here.](#)

Need an account?

New to this site? Create an account to gain access to the Educational Ethics Online Case Administration System.

SIGN UP NOW

11. Click "LOGIN"



12. Setup Two-Factor Authentication



13. Fill in validation code from Authenticator app



14. Click "Turn on Two-Factor Authentication"

